

# Literacy/ English 4<sup>th</sup> Class Week Ending Jan 29<sup>th</sup> 2021

## English/ Literacy: To Do

### Task 1: Phonics/ Spelling: Book Spell Well 4 Week 19 pgs.40 & 41

- Learn 5 spellings per night, write sentences and complete written activities

## To Do

### Task 2: Reading / Comprehensions – Report Writing

A).Read and Practise - 'The Daily News' handout pages 52 and 53

B).Read and Practise 'Croke Park' handout pg.50 and 51

## To Do

### Writing Genre: Report Writing

Complete the above comprehension and vocabulary exercises in your copy.

C) Grammar: Making Plurals handout - Complete Plurals pg.9 in your copy

<http://www.primaryresources.co.uk/english/englishB2.htm>

## To Do Task 4:

### Have a look at the 'Write a Great News Paper Article' PowerPoint

Write a newspaper article about a topic of your choice that you have read about or researched. Use the writing frame on page 80 of your 'Shoot for the Stars' Skills Book to help you.

**Or**

Using the writing frame on handout pg.52, plan and write a report about a 'Famous Sports Stadium'. Write your report in your copy.

-Use the Editing Checklist on page. 146 of your 'Over the Moon' Skills Book to edit your work.

### Extension Work:

1. Read at Home 4 Week 19 Reading Comprehensions

**Or**

2. Research and write another newspaper article of your choice.

**Or**

3. Write a Book Review about a novel/ book you are reading at the moment.

### Useful English Websites

<http://gill.education/Primary-Products> and navigate to your chosen title.

<https://www.oxfordowl.co.uk/>

<https://readtheory.org/>

My Read at Home 4' <https://www.cjfallon.ie/>

# Gaeilge

## **To Do**

Gaeilge: Téama- Caitheamh Aimsire

## **To Do**

**Tasc 1: Gaeilge: Leabhar Bua na Cainte Leabhar Litrithe Pg.34 agus 35**

- **Litrithe:** Learn 12 spellings in both red boxes (Féach agus Abair). Put words into sentences and complete all written activities.

**Tasc 2: Bua na Cainte Pg 115/116/117/118/119**

**To Do** <https://downloads.edco.ie/bua>

**Tasc 3: Léitheoireacht: Bua na Cainte**

- Reading this week includes Bí ag Léamh ‘Ag Iascaireacht’ (Fishing) pg.115; An Dán ‘Ag Iascaireacht’ pg.116 and An Nuacht pg.119.
- Look up any unknown words in your Irish/English dictionary or an online dictionary if you choose. Use Gaeilge resources uploaded or the online resources to listen to the story being read and to play associated games.

## **To Do**

**Tasc 4: Scríbhneoireacht (Written Activities): Bua na Cainte**

Complete the following written activities in your Irish copy:

- Bí ag Caint: Freagair na ceisteanna pg.115 Spraoi le Briathra pg.115
- Freagair na Ceisteanna pg.117
- Obair bheirte agus Spraoi le Briathra pg.118
- Scríobh an Nuacht pg.119 - Bain úsáid as an sampla ar leathanach 119 chun cabhraigh leat. (Use the example on pg.119 to help you)

## **Extension Activities**

1. Scríobh an Aimsir - Féach ar an sampla ar leathanach (pg.119)
2. Imirt cluiche Deir ó Grádaigh le do Chlann. Bain úsáid as na focail ó théama ‘Caitheamh Aimsire’.

## **Useful Gaeilge Websites**

<http://gill.education/Primary-Products> (free access to Bua na Cainte 4)

<https://www.seideansi.ie/>

<http://www.abair.tcd.ie/?page=synthesis&lang=eng>

## Numeracy

- **To Do**

Book Master your Maths 4 Week 18 Complete activities each day Monday - Thursday pages 40 and 41

- **To Do**

**Busy at Maths 4<sup>th</sup> Class: Complete the following chapters and activities. Click on the tutorials to help support your learning.**

**Chapter 20: Fractions 2 – Equivalence Complete pages 101- 104 in your copy.**

**Use the fraction Wall uploaded to help support your learning.**

**Extension Activities – when finished Chapter (See handout uploaded or see CJ Fallon 4<sup>th</sup> Class Busy at Maths Shadow book pgs.44 and 46. Complete all extension activities in your copy. The practise will do you good.**

**Busy at Maths 4 Tutorials for Chapter 20 Fractions 2**

[https://data.cjfallon.ie/resources/20691/BAM4\\_Tutorial\\_070/lessons/BAM4\\_Tutorial\\_070/index.html](https://data.cjfallon.ie/resources/20691/BAM4_Tutorial_070/lessons/BAM4_Tutorial_070/index.html)

- **To Do** Tables: Division 5,6 and 7 (Revise and learn off one set each day and revise all on Thursday)

### Useful Maths Websites

<https://www.splashlearn.com/fraction-games-for-4th-graders>

[https://www.mathplayground.com/grade\\_4\\_games.html](https://www.mathplayground.com/grade_4_games.html)

<https://www.mathsisfun.com/fractions-menu.html>

<https://ie.ixl.com/math/class-3>

<https://www.topmarks.co.uk/maths-games/7-11-years/multiplication-and-division>

## Geography

### **To Do** Geography Unit 10: Italy

**Task 1:** Read about **Italy** on pages 57 - 61 your Small World Geography/Science book or through cjfallononline.

Answer the Activities in your book on page 59, Activity A and page 61 Activities A.

### **To Do**

#### **Task 2: Get Creative**

Pick any **two of the following** Get Creative tasks and complete in your copy.

1. Write an email reply to Isabelle telling her about your daily life in Ireland.  
**Or**
2. Write down the 10 most interesting facts that you learned about Italy from this unit.  
**Or**
3. Design a menu for an Italian restaurant.  
**Or**
4. Design a poster to attract tourists to Italy, telling them about the wonderful things to see and do.

#### **Useful Websites/ PowerPoints uploaded:**

- **Italy PowerPoint presentation (uploaded)**

<https://www.kids-world-travel-guide.com/italy-facts.html>

<https://kids.nationalgeographic.com/explore/countries/italy/>

<https://www.ducksters.com/geography/country/italy.php>

<https://www.natgeokids.com/ie/discover/geography/countries/facts-about-italy/>

<https://kids.kiddle.co/Italy>

<https://www.cjfallon.ie/> Map of Italy Book 'Small World Geography and Science' 4<sup>th</sup> Class pg.62

## History/ Geography/ Science

### **To Do** The Story of Firsts

**Task 1:** Using your Small World Geography/ Science or through cjfallon online, read Unit 11: The Story of First pages 64-68.

Answer Activities on page. 66 and Activities A, B and C on page.68.

### **Extension Activities/ Optional Activity**

1. Write a list of questions you would ask a parent/ grandparent on how life has changed since she/he was younger. Think about items that children use now, which were not available in the past. Write about your findings.
2. Pick at least 4 inventions from 'The Story of Firsts', describe the inventions and summarise their history in your own words.
3. Draw a timeline on a large piece of paper. Pick your top 10 inventions and place them in chronological order on the timeline. Sketch and label your inventions on your timeline.

**Or**

4. Continue your mini-project on The Vikings (due date February 8<sup>th</sup>, 2021)

### **Useful Websites/ PowerPoints uploaded:**

<http://www.askaboutireland.ie/learning-zone/primary-students/3rd--4th-class/history/the-history-of-food-and-f/the-stone-age/>

<http://www.askaboutireland.ie/learning-zone/primary-students/3rd--4th-class/history/the-history-of-food-and-f/the-stone-age/the-new-stone-age/>

<https://www.mayo-ireland.ie/en/about-mayo/archaeology/ceide-fields/ceide-fields-archaeology.html>

## **SPHE**

### **To Do**

#### **Task 1**

Guided Visualisations for kids. Listen to the mindfulness links below and record your thoughts in a journal or copy.

- Seaside Relaxation -  
<https://soundcloud.com/user-547419318/seaside-relaxation-visualisation-for-children-guided-by-nuala>

- Mindful Movements -  
<https://soundcloud.com/user-547419318/mindful-movements-visualisation-for-children-guided-by-ciara>

## **PE**

### **To Do**

#### **Fundamental Movement Skill Videos**

Practise the following three Fundamental Movement Skills using the link below. Record your activities in your copy.

- **Skipping**
- **Jumping for Height**
- **Jumping for distance**

<https://www.scoilnet.ie/pdst/physlit/videos/>

### **To Do**

Choose one of the following P.E links and record your activities in your copy.

#### **Go Noodle**

<https://www.gonoodle.com/>

Or

#### **The Body Coach Joe Wicks**

<https://www.youtube.com/watch?v=d3LPrhI0v-w&list=PLyCLOpd4VxBvPHOpzoEk5onAEbq40g2-k>

## **ART**

### **To Do**

We learnt in Geography this week, that a Carnevale is celebrated in Italy for two weeks before Lent begins. People dress up and have parades and children play tricks. Masks are an important part of the Carnevale.

**Task 1:** Design your own mask for Carnevale. Draw or colour your own mask, using whatever medium you would like (paint, markers, crayons, oil/chalk pastels etc.)



## Suggested Recipe to try

**\*Recipe to try: Homemade Pepperoni Pizza or Build your own Pizza with toppings of your choice**

(Links – Geography 'Italy' and ART)



**Main Course/ Italian Cuisine**

**Ingredients:**

Pizza Dough\*: **(See Recipe Notes)**

3 tsp active dry yeast

1 cup warm water, lukewarm not boiling

2.5 cups all-purpose flour, plus more for rolling dough

1 tsp salt  
1 tsp olive oil

**Pepperoni Pizza:**

1/3 cup tomato sauce  
2 cups grated pizza mozzarella (low moisture mozzarella)  
20-30 slices pizza pepperoni  
1/4 cup grated parmesan  
2 tsp olive oil  
1 tsp dried basil  
1 tsp ground black pepper

**Method:**

1. Add yeast and water to a large mixing bowl (or the bowl of a stand-mixer). Stir once to activate yeast. Let sit for 5 minutes.
2. Add flour and salt and mix until a dough is formed (around 3 minutes of mixing). Add olive oil and mix until combined. Cover with a tea towel and let sit for 10-15 minutes to rise (just slightly).
3. While dough is rising, preheat the oven to 450° F, grate cheese and prep other ingredients.
4. Have two baking sheets turned upside down and lightly dust with flour. (Or use a pizza tray if you have one).
5. Divide dough into 2 parts and roll out to 1/8-1/4" thick on a floured surface. Transfer to baking sheets.
6. Top each pizza with tomato sauce, mozzarella, pepperoni, parmesan, basil, and black pepper. Drizzle with olive oil.
7. Bake for 12-15 minutes or until the cheese is bubbling and brown and the pizza's edges are browned and starting to crisp.
8. Garnish with fresh basil if desired. Allow to cool for 5 minutes before serving.

**Recipe Notes** \* feel free to skip this step and you can purchase store-bought pizza dough. Remove from the fridge 10-15 minutes prior to use and roll out to add toppings. \* You can make your pizza using tortilla wraps instead and sprinkle it with grated cheddar / mozzarella cheese (this takes only 10 minutes or less to cook and is a healthier option). \*You can also build your own pizza using toppings of your choice (Chicken Breast cooked, chopped into chunks/Chopped: Ham/ Chorizo Sausages/ Mushrooms/Red Pepper/Baby Spinach/ Sweetcorn)

(\* means optional task)



# The Daily News

## What's the Quack?

TRAFFIC screeched to a halt. Cameras were pulled from bags. Gardai kept a cheering and applauding crowd at a distance in Dublin yesterday. What was the quack?

The seven VIPs who caused the closure of Dublin's Kildare Street did not know what drama was unfolding around them. It's not that they were seven pop star idols or seven politicians, but rather that they were freshly hatched mallard ducklings.

From a secret location somewhere behind Government Buildings, the ducklings and their mother began the short but dangerous journey to Saint Stephen's Green. The ducks waddled up Kildare Street, unaware of the dangers from pedestrians, buses and cars. But they need not have worried. A Garda motorcycle officer stopped traffic while one woman ordered onlookers to keep their distance as the ducks headed south to the Green. The ducklings had only hatched from their eggs minutes before.

It's not unusual for female ducks to lead their ducklings across roads. People often associate ducks with water, but often they nest away from water. Nesting ducks often want to stay away from other ducks, especially from the male ducks, who can be quite



aggressive. They tend to nest in places like gardens or other quiet places. As soon as the ducklings are hatched, they can walk around. The mother duck then sets about leading them to water. Ducklings are quite advanced for baby birds. They grow very quickly. Within the space of three or four weeks, they go from being egg-sized to being fully grown ducks. Ducks are quite unique in that the parents never feed the chicks. The chicks feed themselves on pondweed and algae from the very first day. The chicks focus on following their mother. They will follow her wherever she goes. They would have no idea what a car is and wouldn't associate humans with danger.

The ducks eventually made it to Saint Stephen's Green, where they promptly disappeared.

**A Answer the questions.**

1. What is the name of the newspaper reporting this article?
2. What is the title of the article?
3. What busy street were the ducklings crossing?
4. Where were the ducklings going?
5. What is unique about ducks, according to this article?
6. Why do you think traffic screeched to a halt?
7. Why is it not unusual for female ducks to lead their ducklings across roads?
8. Why do you think the ducklings were following the mother duck?
9. Why do you think the ducklings were not afraid?
10. What, in one sentence, is this article about?

**B Fill in the blanks with the correct words from the word box.**

information	news	newspapers	important	country
business	sports	cartoons	programmes	job

We read newspapers to get the latest \_\_\_\_\_ on events happening in our own \_\_\_\_\_ as well as abroad. People in all walks of life read \_\_\_\_\_. Politicians would read the articles about national and world issues. Business people would probably read the \_\_\_\_\_ pages. Children read the \_\_\_\_\_ or find out the current day's TV \_\_\_\_\_. Sports enthusiasts would turn to the \_\_\_\_\_ section. Newspapers provide a wide range of \_\_\_\_\_ about \_\_\_\_\_ vacancies, restaurants, cinema times and a lot more. No matter who we are, we must admit that newspapers play an \_\_\_\_\_ part in our daily lives.

**C Name the young of the following animals.**

Animal	Young
1. duck	_____
2. cow	_____
3. dog	_____
4. swan	_____
5. pig	_____
6. sheep	_____
7. horse	_____
8. cat	_____
9. tiger	_____
10. goose	_____





## Croke Park

Talk about what you see in the photographs.



Read this report about Croke Park.

Croke Park is Ireland's best-known sports stadium and it is the headquarters of the Gaelic Athletic Association (GAA). It has played an important part in Irish sporting life for more than a hundred years.

Following the foundation of the GAA in 1884, this Dublin stadium was used regularly for Gaelic Games and Athletics. In 1896, both the All-Ireland Hurling and Football Championship Games were held there for the first time. The stadium was then known as Jones's Road Sports Ground. When the sports ground was bought by the GAA in 1913, it was called Croke Park after Archbishop Thomas Croke, one of the founder members of the GAA.

Croke Park is the largest sports stadium in Ireland and the fourth largest in Europe. It can seat more than 80,000 people and is fully accessible for people with disabilities. Almost two million people visit Croke Park every year. Children come on school tours and they get an opportunity to play football or hurling on the famous pitch.

As well as being a venue for Gaelic Games, Croke Park is also known as one of the world's best venues for important events. The legendary boxer Muhammad Ali fought there and internationally famous artists, including U2, have chosen it as a venue for concerts. In 2003, the spectacular opening and closing ceremonies of the Special Olympics World Summer Games were also held in Croke Park. In 2007, Croke Park hosted rugby and soccer international games for the first time.

The GAA Museum is located within the Cusack Stand and thousands of people attending events in Croke Park visit this



museum every year. Many people buy souvenirs such as books, scarves, football boots, hurleys and jerseys.  
Croke Park is often known as 'Croker', and a visit to this famous stadium is always a great day out!

## Examine the Report

Read the report on Croke Park and answer the following.

① What does the opening sentence tell us about Croke Park?

② Write some facts from the report that **describe** Croke Park.

③ Write some facts from the report that tell you about **what takes place** in Croke Park.

④ Write two **new** facts that you learned about Croke Park from this report.

⑤ Here are **two** other possible titles for the report:

(a) Ireland's Largest Stadium

(b) Headquarters of the Gaelic Athletic Association

Choose another suitable title for this report.

⑥ What team would **you** like to see play in Croker? Say why.

## Plan a Report about a Stadium

With your group or class, research facts about another famous sports stadium. Plan a report, using this frame.

① Title:

② Write an opening sentence or sentences.

③ Describe the stadium. *(List the facts that you and your group or class now know about the stadium, e.g. location, history, sports played there, other events, how it got its name, facilities.)*

④ Write a sentence or sentences to end the report.

In your copy, write a first draft, using your notes. Revise and check your first draft. Write the final report in your copy or on your computer.

The C

Re

We

• t

Ex

Li

S

V

(A

(B

(C

(D

(E

(F

(G

(H

(I

(J

(K

(L

(M

(N

(O

(P

(Q

(R

(S

(T

(U

(V

(W

(X

(Y

(Z

(A

(B

(C

(D

(E

(F

(G

(H

(I

(J

(K

(L

(M

(N

(O

(P

(Q

(R

(S



# MAKING PLURALS

A **singular noun** names one person, place or thing. E.g. Car

A **plural noun** names more than one person, place or thing. E.g. Cars

We add an **s** to most nouns to make them plural. E.g. Car – Cars



**A** Make the underlined words below plural by adding an s.

1. There were two cat playing in the garden.
2. Amir took out his book and laid them on the table.
3. The alien had four eye and six arm.
4. The girl were playing hide and seek in the garden.
5. The duck were splashing in the water.
6. After school, four of my friend came to my house.



**B** Ring the incorrect plurals. Can you spot the five words that have irregular plurals?

1. car	cars	7. bed	beds	13. duck	ducks
2. school	schooles	8. ball	balls	14. chair	chairs
3. dog	dogs	9. foot	foots	15. cup	cupes
4. book	books	10. child	childs	16. man	mans
5. tooth	tooths	11. game	games	17. bottle	bottles
6. mouse	mouses	12. sock	socks	18. pencil	pencils

We add **es** to nouns ending in: ch, sh, s, ss, x and z to make them plural.

**C** Add **es** to these words to make them plural.

1. church		5. loss		9. peach	
2. bush		6. bus		10. box	
3. fox		7. glass		11. match	
4. blitz		8. wish		12. class	

Irregular plurals are not formed by adding s or es.

Their spelling changes completely. E.g. mouse → mice : goose → geese

**D** Unscramble these irregular plural words. Write the singular of each.

- |             |       |       |           |       |       |
|-------------|-------|-------|-----------|-------|-------|
| 1. hirnecid | _____ | _____ | 4. eteth  | _____ | _____ |
| 2. emn      | _____ | _____ | 5. etef   | _____ | _____ |
| 3. omewn    | _____ | _____ | 6. peolep | _____ | _____ |

**In Your Copy:** Make a list of more words that end in ch, sh, s, ss, x and z.

LEARNING OUTCOME: To write singular nouns in their plural form.



# Chapter 20: Fractions 2

Fraction Chart



1. (i) Write the correct fraction in the first box of each section of this fraction chart.
- (ii) Colour four sections of (a). How many sections of (c) must you colour to have an equivalent fraction?

$$\frac{4}{10} = \frac{2}{5}$$

- (iii) Start with (e) and then write the equivalent fractions for it.

$$\frac{1}{2} = \frac{2}{4} = \frac{3}{6} = \frac{4}{8} = \frac{5}{10}$$

- (iv) Write an equivalent fraction for (b) and (h).

$$\frac{5}{10} = \frac{1}{2}$$

- (v) Write two equivalent fractions for (d) and (h). Do the same for (b) and (g).

$$\frac{3}{10} = \frac{3}{10} \text{ and } \frac{3}{10} = \frac{3}{10}$$

$$\frac{5}{10} = \frac{5}{10} \text{ and } \frac{5}{10} = \frac{5}{10}$$

- (vi) Colour five sections of (f). How many sections of (h) must you colour to have equivalence? \_\_\_\_\_

$$\frac{5}{10} = \frac{5}{10}$$


- (vii) If eight sections of (h) are coloured, how many of (d) must you colour for equivalence? \_\_\_\_\_

2. Use the fraction chart above to help answer these. Insert  $<$ ,  $=$  or  $>$  in each.

- (a)  $\frac{8}{10}$    $\frac{3}{4}$     (b)  $\frac{3}{4}$    $\frac{3}{5}$     (c)  $\frac{2}{3}$    $\frac{4}{5}$     (d)  $\frac{1}{3}$    $\frac{2}{3}$     (e)  $\frac{3}{6}$    $\frac{4}{8}$   
 (f)  $\frac{3}{8}$    $\frac{4}{12}$     (g)  $\frac{3}{5}$    $\frac{5}{8}$     (h)  $\frac{10}{12}$    $\frac{4}{11}$     (i)  $\frac{3}{8}$    $\frac{1}{2}$     (j)  $\frac{4}{10}$    $\frac{2}{5}$


3. Sophie gave Daniel  $\frac{2}{5}$  of her sticker collection and gave  $\frac{3}{4}$  of it to Shane. Which boy got the bigger share? \_\_\_\_\_



4.  Jack scored  $\frac{1}{3}$  of his team's goals in last season's games. His brother Charlie scored  $\frac{3}{8}$  of the team's goals. Which brother scored more? \_\_\_\_\_

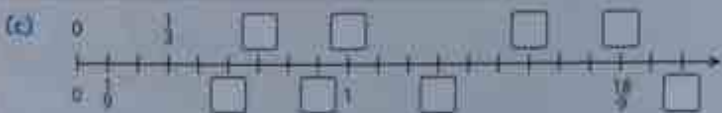
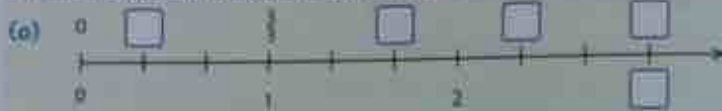
5. Lily, Anna and Robyn are triplets who love fruit. After picking blackberries, Lily ate  $\frac{1}{3}$  of their pick. Anna ate  $\frac{2}{8}$  and Robyn ate  $\frac{1}{4}$  of them. Which of the girls (a) ate most? \_\_\_\_\_ (b) ate least? \_\_\_\_\_



6.  Niall is a postman and he delivered  $\frac{1}{3}$  of his parcels by 11 o'clock. He delivered another  $\frac{1}{6}$  of his bundle by lunchtime. What fraction had he still to deliver? \_\_\_\_\_

## Fractions 2

1. Fill in the boxes both above and below these lines with the correct answer.



2. (a) One-sixth of a number is 4. The number is: \_\_\_\_\_  
 (b) Two-thirds of a number is 10. The number is: \_\_\_\_\_  
 (c) Five-sixths of a number is 30. The number is: \_\_\_\_\_  
 (d) Three-eighths of a number is 21. The number is: \_\_\_\_\_  
 (e) Seven-twelfths of a number is 42. The number is: \_\_\_\_\_

3. Find:

- (a)  $\frac{2}{3}$  of 15 = \_\_\_\_\_ (b)  $\frac{4}{9}$  of 54 = \_\_\_\_\_ (c)  $\frac{3}{10}$  of 110 = \_\_\_\_\_ (d)  $\frac{2}{5}$  of 55 = \_\_\_\_\_  
 (e)  $\frac{3}{8}$  of 48 = \_\_\_\_\_ (f)  $\frac{5}{6}$  of 36 = \_\_\_\_\_ (g)  $\frac{9}{4}$  of 18 = \_\_\_\_\_ (h)  $\frac{7}{12}$  of 60 = \_\_\_\_\_

4. Who am I if:

- (a)  $\frac{1}{3}$  of me is 10? \_\_\_\_\_ (b)  $\frac{1}{4}$  of me is 7? \_\_\_\_\_ (c)  $\frac{1}{8}$  of me is 7? \_\_\_\_\_  
 (d)  $\frac{2}{3}$  of me is 18? \_\_\_\_\_ (e)  $\frac{4}{9}$  of me is 24? \_\_\_\_\_ (f)  $\frac{2}{5}$  of me is 35? \_\_\_\_\_

5. There are 32 pupils in Ms Doyle's 4th class.  $\frac{1}{4}$  of them take a French class after school on Tuesday. On Wednesday  $\frac{3}{8}$  of the class do Speech and Drama after school. On Thursday  $\frac{1}{4}$  of the class stay for athletics. How many pupils take part in each activity?



- (a) French \_\_\_\_\_ (b) Speech and Drama \_\_\_\_\_ (c) Athletics \_\_\_\_\_

6. Amy is an avid reader but must make room on her shelves for new books. When clearing out she gave  $\frac{3}{8}$  of her collection of 24 books to Darragh. She gave  $\frac{7}{12}$  of them to Rachel.



- (a) How many books did each child get?  
 (i) Darragh \_\_\_\_\_ (ii) Rachel: \_\_\_\_\_  
 (b) How many books did Amy keep for herself? \_\_\_\_\_